



4-Week Sunday School Companion Guide - September

FACEBOOK: [/pdpresby](#)

INSTAGRAM: [@pdsprouts](#)

VIMEO: [/pdcommunitypresbyterian](#)

RYAN SCHMALL: ryans@pdpresby.org

WHAT WE ARE TEACHING: In the Beginning



From the very tops of its mountains, to the deepest depths of its oceans, planet earth is pretty incredible – and none of it was created by mistake! On the very first page of the Bible, we see that our planet, galaxy, and universe were all created with love and care by the same God who loves and cares for each of us. In this four-week series through the story of creation, kids will discover that the **Bible tells God's story**, that **God created the whole world**, that **God created us in His image**, and that **sin separates us from God but Jesus takes away our sin.**

JUNE MEMORY VERSE: Romans 3:23

FOR ALL HAVE SINNED
AND FALL SHORT OF
THE GLORY OF GOD.

ROMANS 3:23

I PRAISE YOU BECAUSE
I AM FEARFULLY AND
WONDERFULLY MADE;
YOUR WORKS ARE
WONDERFUL, I KNOW
THAT FULL WELL.

PSALM 139:14

FOR ALL HAVE SINNED

(spread your arms far apart and then do thumbs down with
both hands)

AND FALLEN SHORT

(pretend to fall over by leaning forward)

OF THE GLORY

(put both hands up above your head and pump your arms)

OF GOD

(point up).

WEEK 1: The Bible Tells God's Big Story.

Hello Parents!

This week, kids will learn about the Bible and how it was written.

THE BIG IDEA:

The Bible tells God's big story.

THE BIBLE:

John 1:1-5, 14 (2 Timothy 3:16-17, Hebrews 4:12)

MEMORY VERSE:

Romans 3:23

ACTIVITY:

Comic Strip Stories

Give your child a Comic Strip Story printable (see next page) and crayons, markers, and colored pencils. Tell them to draw a scene from their favorite book or movie without telling anyone where it's from. When they're done, try to guess what book or movie they drew!

GAME:

Bible Tic Tac Toe




For this game you will need paper plates, markers, and masking tape.

Split your family into 2 teams, the "X Team" and the "O Team." Pass out 5 paper plates to each team and have them decorate the bottoms of each paper plate with either an "X" or an "O" (feel free to go crazy with the designs!).

Next, use the masking tape to tape a big tic tac toe shape on the floor that is big enough for a paper plate to fit in each spot.

Choose one group to go first. Then ask that team a question from the list (see next two pages). If they get it right, someone from their team gets to place their plate on a space on the tic tac toe board. Then let the other team go. Keep playing until one team gets three Xs or Os in a row in any direction.

ACTIVITY 1: Comic Strip Stories



GAME 1: Bible Tic Tac Toe Questions

Bible Tic Tac Toe Questions

- 1. Who wrote the Bible?**
(Lots of different authors.)
- 2. Who inspired the Bible?**
(God.)
- 3. What are the two parts of the Bible?**
(Old Testament and New Testament.)
- 4. How many books are in the Bible?**
(66.)
- 5. What is the difference between the Old Testament and the New Testament?**
(The Old Testament is everything before Jesus was born, and the New Testament starts with His birth.)
- 6. What is the first book of the Bible?**
(Genesis.)
- 7. What is the last book of the Bible?**
(Revelation.)
- 8. What is the first story in the Bible?**
(God creating the world.)
- 9. What is the name of the person who killed the giant Goliath?**
(David.)
- 10. What are the names of Jesus' earthly parents?**
(Mary and Joseph.)
- 11. What is one Bible verse you have memorized?**

WEEK 1: Coloring Page

THE BIBLE IS GOD'S BIG STORY



WEEK 2: God Created the Whole World

This week, kids will learn the story of creation!

THE BIG IDEA:

God created the whole world

THE BIBLE:

Genesis 1:1-31 (Hebrews 11:3,
Psalm 19:1, Psalm 24:1)

MEMORY VERSE:

Romans 3:23

ACTIVITY:

Creation Clay

Give each kid a piece of clay or Play-Doh and let them have fun making something from each of the days of creation!

- Day 1: Light and dark and the heavens and earth.
- Day 2: Water and sky
- Day 3: Dry land and plants
- Day 4: Stars, sun, and moon. Day 5: Birds and fish.
- Day 6: All the animals and the first two people: Adam and Eve. Day 7: God did something important: He rested.




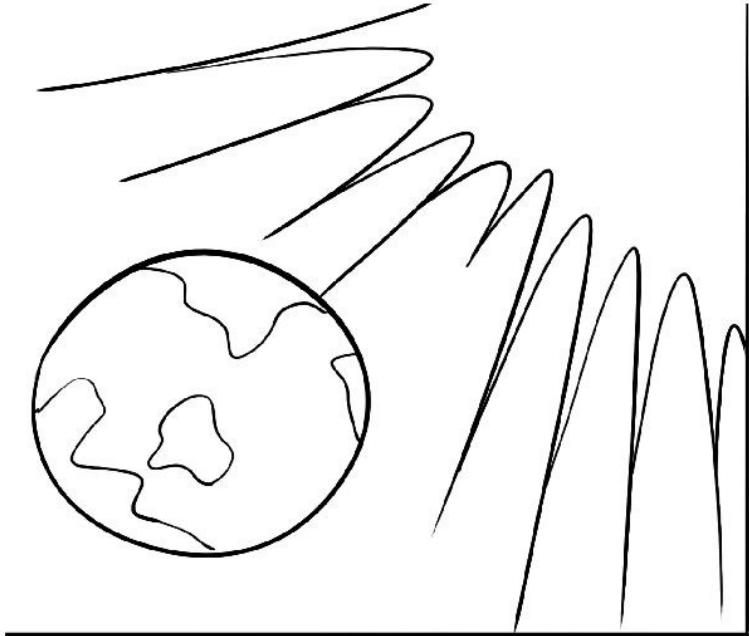
GAME:

Creation Ball

Use a marker to write Day 1, Day 2, Day 3, Day 4, Day 5, and Day 6 in various places on a beach ball. You could substitute six balloons, one for each day, instead of the beach ball. You could also use more than one beach ball if your family is large.

Play upbeat music as your family volleys the ball back and forth. When the music stops, the person holding the ball should name one thing God made that corresponds with the day closest to where their right thumb is. Play multiple rounds.

WEEK 2: Coloring Page



WEEK 3: God Created Us in His Image.

This week, kids will learn the story of Adam and Eve!

THE BIG IDEA:

God helps us be honest with our families.

THE BIBLE:

Genesis 1:26-31, 2:1-7 (Psalm 139:13-17; Ephesians 2:10).

MEMORY VERSE:

Romans 3:23

ACTIVITY:

Finger Print Earth

Give your child a Fingerprint Earth printable and some blue, green, and brown ink pads (or non-toxic markers). Show kids how to put the ink on their finger and make fingerprints. They can use their fingerprints in the different colors to color the picture of the earth.

GAME:

Mirror Me

Have your family get into pairs. One person will be the mirror and will do different silly actions while their partner tries to mirror them exactly. After a minute, have them switch roles.

(If your family has an odd number of people, have the odd person out be the time keeper!)


ACTIVITY 3: Fingerprint Earth



We are all made by God!

WEEK 3: Coloring Page

GOD MADE ME



This week, kids will learn how Adam and Eve Sinned.

THE BIG IDEA:

Sin separates us from God, but Jesus takes away our sin.

THE BIBLE:

Genesis 32:1-32; 33:1-16

MEMORY VERSE:

Romans 3:23

ACTIVITY:

Tricky Serpent Chain

- Have your child cut one-inch strips of green and yellow construction paper. You need between 12-16 strips per child (half green and half yellow).

Help them make loops of each strip. Staple them together to form a chain, alternating between green and yellow. Let the kids glue googly eyes on the front.

GAME:

The Fruit and the Tree Tag

Have one person in your family stand in the middle of the room and (if your family is big enough) have one or two others stand next to them. Have the rest of your family all stand on one side. Tell them the ones in the middle are the tree, and the rest are the fruit. They will try to run across the room and try not to not let the tree tag them. If they get tagged, they become part of the tree.

WEEK 4: Coloring Page



IN THE BEGINNING: Series Wrap Up



Over the past four weeks, we've walked with your family through the story of creation. In week one, kids learned that the **Bible tells God's story**. In week 2, kids learned that **God created the whole world**. In week 3 kids learned that **God created us in His image**. Finally, together we learned that **sin separates us from God but Jesus takes away our sin**. All we have to do is ask. But He doesn't only forgive us, He helps us so we don't have to give in to temptation and let sin control our lives! God sends the Holy Spirit to change our hearts and give us strength to stand up to temptation and overcome sin! That's great news!



Hey Families!

I am so excited that this month we'll be talking and thinking together all about Creation! God made a beautiful world for us and invites everyone to experience it through the grace and love of Jesus. I hope this series helps your family open up wonderful conversation about how much God's love is all over this world!

Grace & Peace,
Ry Ry

Ryan Schmall
Executive Director
GROW Family Ministries

FACEBOOK: [/pdpresby](#)
INSTAGRAM: [@pdsprouts](#)
VIMEO: [/pdcommunitypresbyterian](#)
RYAN SCHMALL: ryans@pdpresby.org